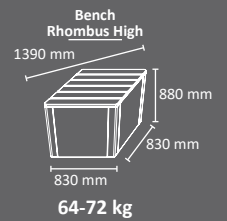
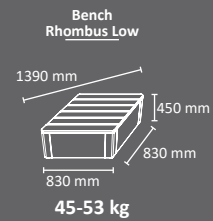
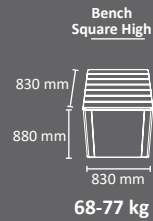
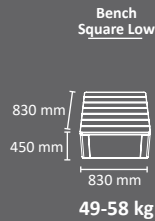




OSAKA Bench




BOARDS MATERIALS



RecyPlast (recycled plastic)








WPC-Brushed (wood composite)



Tropical Wood

CONFIGURATION EXAMPLES



- Modular system of Benches and Planters, of different heights and shapes (square and rhombus) that can be combined with each other, creating resting areas with unlimited possibilities of configurations in shapes and sizes.
 - Available Bench and Planter models:
 - Bench square low. Height 450 mm.
 - Bench square high. Height 880 mm.
 - Bench rhombus low. Height 450 mm.
 - Bench rhombus high. Height 880 mm.
 - Planter square low. Height 420 mm (240 L).
 - Planter square high. Height 850 mm (530 L).
 - Planter rhombus low. Height 420 mm (220 L).
 - Planter rhombus high. Height 850 mm (450 L).
 - The benches are available with three boards options for the seating area:
 - 1) Recycled plastic (Recyplast).***
 - 2) WPC- Wood Composite brushed.***
 - 3) Tropical Wood.

















*** are versions with eco-friendly boards. Do not require maintenance. Highly resistant to adverse weather conditions.
 - The planters incorporate drainage holes in the base.
 - Benches and planters incorporate adjustable articulated feet.
 - Benches and planters can be anchored to the ground using 4 M8 expansion screws (included).
 - Benches are delivered assembled. In case of wanting to anchor it to the ground, the installer will remove the top seat panel to access the interior area where the bench is fixed to the ground.
 - Made of 1'5, 2 and 3 mm galvanized steel and finished with a thermo-heating polyester powder coated finish with a zinc-rich anti-corrosion primer in decorative frame.
 - Seat area boards manufactured with:
 - a) Recycled plastic from post-consumer plastic waste (Recyplast).
 - b) WPC-Ecological composite wood brushed from recycled vegetable waste and polymers.
 - c) Tropical wood protected by water-based "lassure".
 - Guaranteed reliability: this product has satisfactorily exceeded functionality and endurance tests under real environmental and usage conditions.
 - Suitable to be used indoor and outdoor under normal weather conditions. In case of extreme weather conditions, such as high salinity, temperature or humidity, an additional special treatment can be included. Check extra cost and MOQ.
- ** Only benches with the same boards types can be combined with each other (benches with different boards types cannot be combined).



REFERENCE FOR OSAKA BENCH

To process all your order, you must choose the corresponding model code.

MODEL CODE

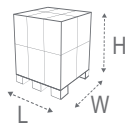
RECYPLAST (RECYCLED PLASTIC)		
Code		Description
MPCU8011		Osaka Bench square low - Recyplast
MPCU8021		Osaka Bench square high - Recyplast
MPCU8031		Osaka Bench rhombus low - Recyplast
MPCU8041		Osaka Bench rhombus high - Recyplast
WPC (WOOD COMPOSITE)		
Código		Descripción
MPCU8012		Osaka Bench square low - WPC
MPCU8022		Osaka Bench square high - WPC
MPCU8032		Osaka Bench rhombus low - WPC
MPCU8042		Osaka Bench rhombus high - WPC
TROPICAL WOOD		
Code		Description
MPCU8013		Osaka Bench square low - Tropical wood
MPCU8023		Osaka Bench square high - Tropical wood
MPCU8033		Osaka Bench rhombus low - Tropical wood
MPCU8043		Osaka Bench rhombus high - Tropical wood
PLANTERS		
Code		Description
MPCU811		Osaka Planter square high (530L)
MPCU812		Osaka Planter square low (240L)
MPCU813		Osaka Planter rhombus high (450L)
MPCU814		Osaka Planter rhombus low (220L)

EXTRA FINISHES (TO IMPROVE CORROSION RESISTANCE)

Reference	Extra Finishes	Description
XT	*Extreme finishing	Additional Extreme Treatment Anticorrosive Primer Zinc Rich (for products made from galvanized steel) That meets the requirements of a corrosion class C5 I according to DIN EN ISO 12944

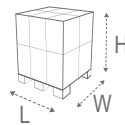
*Depends on request. MOQ required

PACKAGING-LOGISTIC DETAILS



Description	Packing details in pallet (Assembled)						
	u. / pallet	Type of Packing Palletised	Large	Width	Heigh	Pallet Wheight	Volume
Bench rhombus low	4	shrink wrapped	1200	800	1900	235 Kg	1,79 m ³
Bench rhombus high	2	shrink wrapped	1200	800	1900	165Kg	1,79 m ³
Bench square low	4	shrink wrapped	1200	1000	1900	260 Kg	2,24 m ³
Bench square high	2	shrink wrapped	1200	1000	1900	180 Kg	2,24 m ³

*Could be changed to make easy the logistic optimization in case of mixed items
Ask for logistic optimization for full containers, trailers or trucks



Description	Packing details in pallet (NOT Assembled)						
	u. / pallet	Type of Packing Palletised	Large	Width	Heigh	Pallet Wheight	Volume
Planter rhombus low	4	shrink wrapped	1200	800	1750	148 Kg	1,68 m ³
Planter rhombus high	2	shrink wrapped	1200	800	1800	120 Kg	1,73 m ³
Planter square low	4	shrink wrapped	1200	1000	1750	155 Kg	2,10 m ³
Planter square high	2	shrink wrapped	1200	1000	1800	125 Kg	2,16 m ³

*Could be changed to make easy the logistic optimization in case of mixed items
Ask for logistic optimization for full containers, trailers or trucks